

2024.sgiw.org



Society of  
Gastrointestinal  
Intervention

# SGI 2024

The 17<sup>th</sup> Annual Meeting of  
Society of Gastrointestinal Intervention

*Leading the Way in GI Intervention:  
Collaboration, Innovation, Education*

8 Tue – 9 Wed, October  
Seoul Dragon City, Korea



The Society of Gastrointestinal Intervention

# SGI 2024

The 17<sup>th</sup> Annual Meeting of  
Society of Gastrointestinal Intervention

*Leading the Way in GI Intervention:  
Collaboration, Innovation, Education*

## PROGRAM & ABSTRACT BOOK



The Society of Gastrointestinal Intervention

# CONTENTS

<b>003</b>	Welcome Message
<b>004</b>	SGI 2024 Committees
<b>007</b>	About SGI
<b>008</b>	Program at a Glance
<b>009</b>	Floor Plan
<b>010</b>	Conference Information
<b>013</b>	Presentation Guidelines
<b>014</b>	Invited Faculties
<b>016</b>	Scientific Program
<b>026</b>	E-Poster Display
<b>034</b>	Industrial Exhibition
<b>035</b>	Partners & Sponsors
<b>037</b>	Abstract Book

# WELCOME MESSAGE

---

Dear Fellow academic members!

On behalf of the Society of Gastrointestinal Intervention (SGI), it is a great honor and pleasure to invite you to "The 17<sup>th</sup> Annual meeting of Society of Gastrointestinal Intervention (SGI 2024)" which will be held in Seoul, Korea on October 8 and 9, 2024.

Our society is a unique multidisciplinary society founded to encourage and facilitate the clinical and scientific collaborations between radiologists, surgeons and gastroenterologists. The goal of our society is to build a comprehensive GI intervention network among endoscopists, interventional radiologists and gastrointestinal surgeons. We hope this network provides a platform where experts can share technological innovations of each specialty. The society also aims to support young brilliant doctors in the early stages of their career and guide their ways into the global stages. Finally and foremost, our will is to set an example showcasing the benefits of multi-disciplinary collaboration in clinical practice. To achieve these goals, we hold an International Academic Conference once a year, and publish quarterly an academic journal titled the 'International Journal of Gastrointestinal Intervention (IJGII)'.

The theme of this year's conference is "Leading the Way in GI Intervention: Collaboration, Innovation, Education", and we invite internationally renowned scholars to assist you in your researches and patient care. We believe this symposium will be a great platform to connect colleagues together and the valuable time to share and discuss various ideas and issues on digestive disease to leap forward human care from health care.

We look forward to your active participation.

Thank you.



**Hyun-Ki Yoon**  
President

A handwritten signature in black ink, appearing to read "HK Yoon".



**Sangjoon Park**  
Secretary General

A handwritten signature in black ink, appearing to read "Sangjoon Park".



**Jae Hee Cho**  
Vice Secretary General

A handwritten signature in black ink, appearing to read "Jae Hee Cho".

# SGI 2024 Committees

Executive Committee			
President	Hyun-Ki Yoon	University of Ulsan	Korea
Secretary General	Sangjoon Park	Catholic Kwandong University	Korea
Vice Secretary General	Jae Hee Cho	Yonsei University	Korea
Treasurer	Jong Pil Im	Seoul National University	Korea
President-elect	Hwoon-Yong Jung	University of Ulsan	Korea

Steering Committee			
Members	Todd H. Baron	University of North Carolina	USA
	Kenneth F. Binmoeller	California Pacific Medical Center	USA
	Young Deok Cho	Soonchunhyang University	Korea
	Mariano E. Giménez	University of Buenos Aires	Argentina
	Ziv J. Haskal	University of Virginia	USA
	Jin Hong Kim	Ajou University	Korea
	Yun Hwan Kim	Presbyterian Medical Center	Korea
	Richard A. Kozarek	Virginia Mason Medical Center	USA
	Hans-Ulrich Laasch	The Christie, Manchester	UK
	DongKi Lee	Yonsei University	Korea
	Jeffrey H. Lee	MD Anderson Cancer Center	USA
	D. Nageshwar Reddy	Asian Institute of Gastroenterology & AIG Hospitals	India
	Dong Wan Seo	University of Ulsan	Korea
	Peter D. Siersema	Erasmus MC University Medical Center	Netherlands
	Ho-Young Song	University of Ulsan	Korea
	Gao-Jun Teng	Southeast University	China
	Kiang Hiong Tay	Singapore General Hospital	Singapore

## Organizing Committee

Scientific Program Committee			
Chair	Hans-Ulrich Laasch	The Christie, Manchester	UK
Co-chairs	Kenneth F. Binmoeller	California Pacific Medical Center	USA
	Do Hoon Kim	University of Ulsan	Korea
	Hyun Pyo Hong	Sungkyunkwan University	Korea
Members	In Rae Cho	Seoul National University	Korea
	Youngjong Cho	University of Ulsan	Korea
	Jin Woo Choi	Seoul National University	Korea
	Jonggi Choi	University of Ulsan	Korea
	Hyunsoo Chung	Seoul National University	Korea
	Yunho Jung	Soonchunhyang University	Korea
	Hyoun Woo Kang	Seoul National University	Korea
	Kun Yung Kim	Seoul National University	Korea
	Sujin Kim	Pusan National University	Korea
	Sung Woo Ko	The Catholic University of Korea	Korea
	Jae Hoon Lee	University of Ulsan	Korea
	Yun Nah Lee	Soonchunhyang University	Korea
	Soo-Young Na	The Catholic University of Korea	Korea
	Chi Hyuk Oh	Kyung Hee University	Korea

---

**Scientific Program Committee**

Members	Dongwook Oh	University of Ulsan	Korea
	Se Woo Park	Hallym University	Korea
	Suyoung Park	Gachon University	Korea
	Ji Hoon Shin	University of Ulsan	Korea
	Tae Jun Song	University of Ulsan	Korea
	Jong Hyouk Yun	Kosin University	Korea
	Young Hoon Youn	Yonsei University	Korea
	Alan Li	The Circle Alexandra Hospital and Spire Hospital	UK
	Clare Bent	Royal Bournemouth Hospital	UK
	Derek Edwards	Minnova Medical Foundation	UK

**Liaison Committee**

Co-chairs	Hyun Gun Kim	Soonchunhyang University	Korea
	Ki Chang Han	Yonsei University	Korea
Members	Tiing Leong Ang	Changi General Hospital	Singapore
	Yasuaki Arai	National Cancer Center	Japan
	Mariano E. Giménez	University of Buenos Aires	Argentina
	Bing Hu	Second Military Medical University	China
	Hiroyuki Isayama	Juntendo University	Japan
	Arthur Kaffes	Royal Prince Alfred Hospital	Australia
	James Y. Lau	The Chinese University of Hong Kong	Hong Kong
	DongKi Lee	Yonsei University	Korea
	Jeffrey H. Lee	MD Anderson Cancer Center	USA
	Lydia Theresia Purba	National Cardiovascular Center	Indonesia
	D. Nageshwar Reddy	Asian Institute of Gastroenterology & AIG Hospitals	India
	Rungsun Rerknimitr	Chulalongkorn University	Thailand
	Hany Shehab	Cairo University	Egypt
	Hyung Jin Shim	Chung-Ang University	Korea
	Hsiu-Po Wang	National Taiwan University	Taiwan
	Ren-jie Yang	Peking University	China

**Audit**

Co-chairs	Seok Ho Dong	Kyung Hee University	Korea
	Sang Uk Han	Ajou University	Korea

**Publicity Committee**

Co-chairs	Hans-Ulrich Laasch	The Christie, Manchester	UK
	Jeffrey H. Lee	MD Anderson Cancer Center	USA
	Jong Jin Hyun	Korea University	Korea

**Research Ethics Committee**

Chair	Young Deok Cho	Soonchunhyang University	Korea
Co-chairs	Seungmin Bang	Yonsei University	Korea
	Dong Il Gwon	University of Ulsan	Korea
	Yunho Jung	Soonchunhyang University	Korea
	Hong Joo Kim	Sungkyunkwan University	Korea
	Hyun-Ki Yoon	University of Ulsan	Korea

# SGI 2024 Committees

Editorial Committee			
Co-Editors-in-chief	Todd H. Baron	University of North Carolina	USA
	Ziv J. Haskal	University of Virginia	USA
Deputy Editors	Hong Joo Kim	Sungkyunkwan University	Korea
	Yunho Jung	Soonchunhyang University	Korea
	Hyun-Ki Yoon	University of Ulsan	Korea
Associate Editors	Peter D. Siersema	Erasmus MC University Medical Center	Netherlands
	Jeffrey H. Lee	MD Anderson Cancer Center	USA
	Katherine A. Morgan	Medical University of South Carolina	USA
	Hans-Ulrich Laasch	The Christie, Manchester	UK
	Kyung J. Cho	University of Michigan	USA
	Seung Kwon Kim	Washington University	USA
Associate Editors	Oscar A. Alvarez	South Texas Gastroenterology Associates	USA
	Jennifer Chennat	University of Pittsburgh Medical Center	USA
	Mariano E. Giménez	University of Buenos Aires	Argentina
	Shayan Irani	Virginia Mason Medical Center	USA
	Hiroyuki Isayama	Juntendo University	Japan
	Sung Ill Jang	Yonsei University	Korea
	Yeon Ji Kim	Yonsei University	Korea
	Lyo Min Kwon	Hallym University	Korea
	Jaewoo Kwon	Sungkyunkwan University	Korea
	Jun Kyu Lee	Dongguk University	Korea
	Yoon Suk Lee	Inje University	Korea
	Sun Gyo Lim	Ajou University	Korea
	Andrew Lowe	Bradford Teaching Hospitals	UK
	Sahat Matondang	University of Indonesia and CiptoMangunkusumo Hospital	Indonesia
	Lemuel Narcise	Saint Luke's Medical Center	Philippines
	Jae Jun Park	Yonsei University	Korea
	Yehyun Park	Yonsei University	Korea
	M. Perez-Miranda	Hospital Universitario Rio Hortega	Spain
	Sundeep J. Punamiya	Asian Institute of Gastroenterology	India
	Ji Hoon Shin	University of Ulsan	Korea
	Tran Viet	University Medical Center Ho Chi Minh City	Vietnam
	Field Willingham	Emory University Hospital	USA
	Koichiro Yamakado	Hyogo College of Medicine	Japan
	Zheng Qiang Yang	Chinese Academy of Medical Sciences and Peking Union Medical College	China



## KEY FEATURES OF SGI

- Multidisciplinary
- Collaboration
- Unique Expertise
- World-Leading Vision

## The Primary Goals of the SGI are to:

- 1 Multi-disciplinary Collaboration to Promote World-Wide Expertise**  
 Establish a comprehensive GI intervention network among endoscopists, interventional radiologists and gastrointestinal surgeons for multidisciplinary collaboration and interaction
- 2 Sharing and Advancing Technological Innovations**  
 Inform, promote and globalize the many outstanding technological innovations of each of the specialties
- 3 Foster Future Specialists**  
 Aid young brilliant doctors to make an early debut on the international stage through SGI
- 4 Become a Role Model**  
 Showcasing the benefits of multi-disciplinary collaboration in science, education and clinical practice



## International Journal of Gastrointestinal Intervention (IJGII)

As the official journal of the Society of Gastrointestinal Intervention (SGI), International Journal of Gastrointestinal Intervention (IJGII) delivers original, peer-reviewed articles for gastroenterologists, interventional radiologists, surgeons, gastrointestinal oncologists, nurses and technicians who need current and reliable information on the interventional treatment of gastrointestinal and hepatopancreaticobiliary diseases. Regular features also include 'state-of-the-art' review articles by leading authorities throughout the world. IJGII will become an international forum for the description and discussion of the various aspects of interventional radiology, endoscopy and minimally invasive surgery.


IJGII (pISSN 2636-0004, eISSN 2636-0012) is published quarterly on the last day of January, April, July, and October, which has affected from January 1 in 2019. This Journal was first published biannually on June and December, beginning in December 2012 under the title 'Gastrointestinal Intervention' (former pISSN 2213-1795, eISSN 2213-1809) and was changed to be published three times a year from 2016. Commencing with the January 2019 issue, the Journal was renamed 'International Journal of Gastrointestinal Intervention'. Its ISO abbreviation is Int J Gastrointest Interv. Free full-texts are available at the homepage (<http://www.ijgii.org>). The Journal is currently indexed in Scopus, Korea Citation Index (KCI), KoreaMed, ScienceCentral, DOAJ (Directory of Open Access Journals), DOI/Crossref, Google Scholar, and Emerging Sources Citation Index (ESCI).



# PROGRAM at a GLANCE


## Day 1 October 8 (Tuesday)

3F, Convention Tower, Seoul Drangon City

Time	Grand Ballroom (Hanra) 2	Grand Ballroom (Hanra) 1
09:00-10:20	<b>Session 1</b> Intra & extrahepatic bile duct and pancreatic duct approaches	<b>Session 2</b> Management of gastrointestinal leakage and fistula
10:20-10:30	<b>Opening Ceremony</b>	
10:30-10:50	<b>Coffee Break</b>	
10:50-12:10	<b>Live Demonstration 1 (Hyderabad, India)</b>	<b>Session 3</b> Application of artificial intelligence
12:10-13:00	<b>Luncheon Symposium 1</b> 	
13:00-14:20	<b>Session 4</b> How to overcome vascular/bleeding complications in pancreato-biliary diseases	<b>Session 5</b> Recent advances in endoscopic closure & suturing techniques
14:20-14:40	<b>Coffee Break</b>	
14:40-16:00	<b>Session 6</b> Preoperative biliary drainage in malignant biliary obstruction: When & how?	<b>Session 7</b> TARE for HCC: Different regions, different roles
16:00-17:20	<b>Live Demonstration 2 (VOD)</b>	<b>Session 8</b> Combination therapies for HCC: When and why
17:30-	<b>Welcome Reception</b>	<b>Rendez-vous (2F, Grand Mercure)</b>

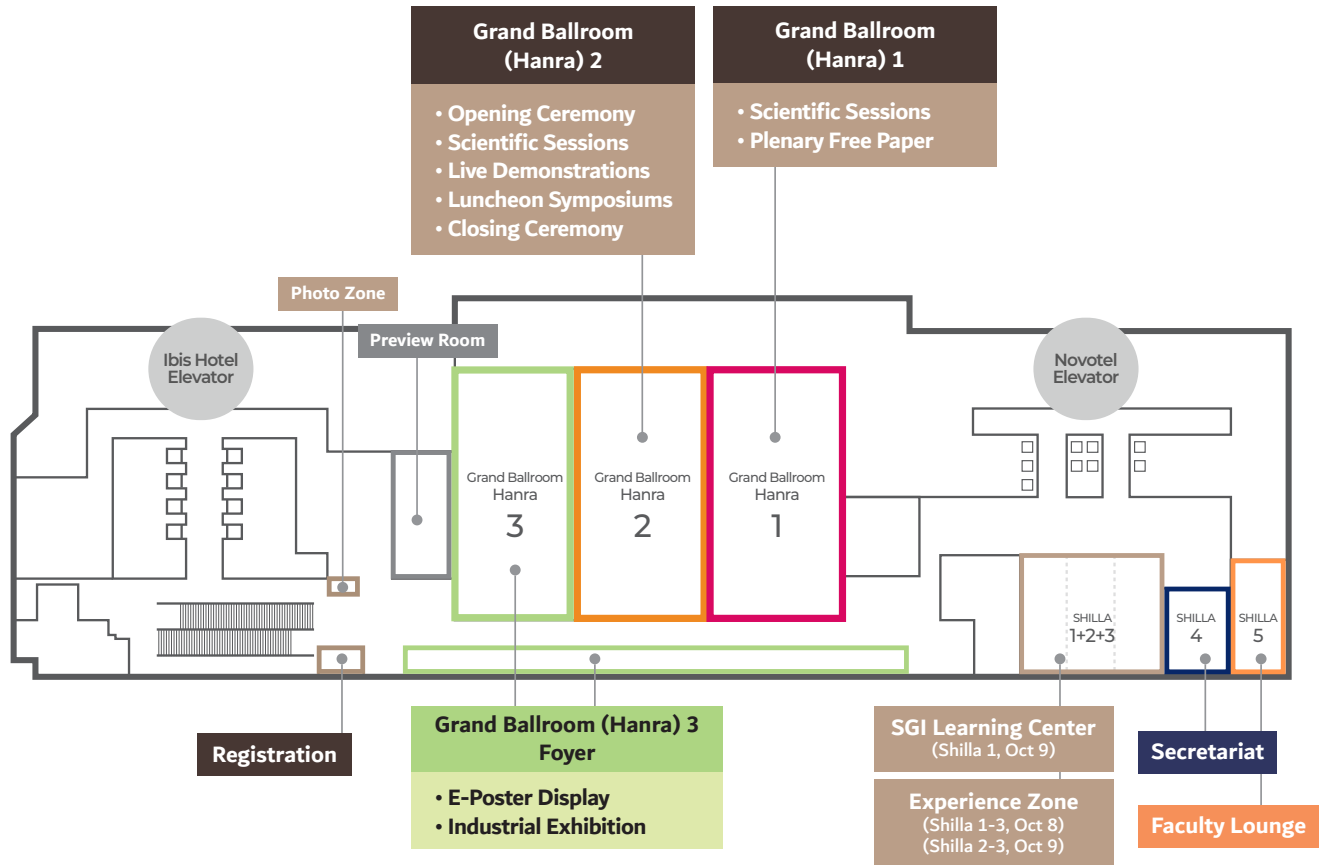
## Day 2 October 9 (Wednesday)

3F, Convention Tower, Seoul Drangon City

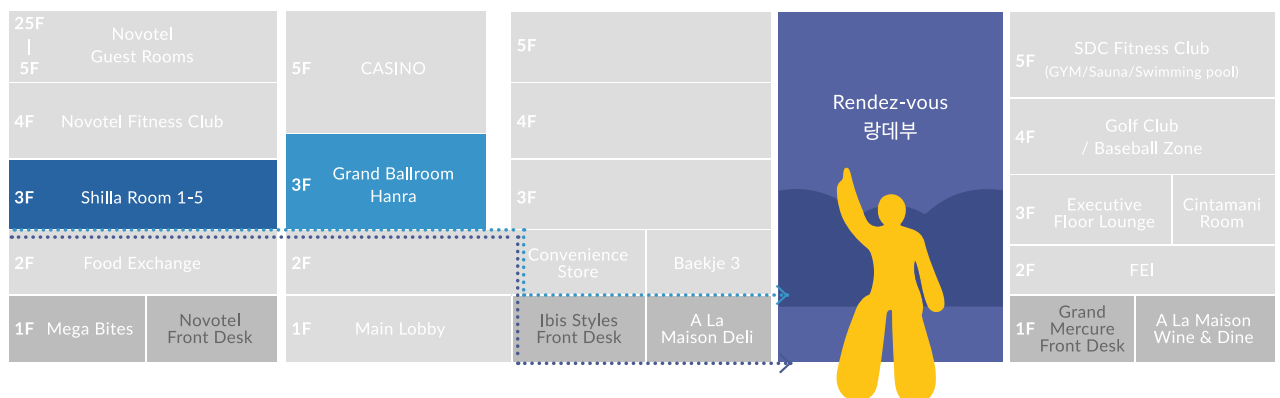
Time	Grand Ballroom (Hanra) 2	Grand Ballroom (Hanra) 1	Shilla 1
08:00-09:20	<b>Live Demonstration 3 (Seattle, USA)</b>	<b>Plenary Free Paper</b>	
09:20-09:40	<b>Coffee Break</b>		
09:40-11:00	<b>Session 9</b> Management of intrahepatic cholangiocarcinoma and premalignant lesions	<b>Session 10</b> RTO (Retrograde transvenous obliteration) for gastric varices	<b>SGI Learning Center</b>
11:00-12:20	<b>Session 11</b> Learn the future from the past: Unforgettable procedure-related complications	<b>Session 12</b> Multidisciplinary case-based management of lower GI bleeding: When and how?	
12:20-13:10	<b>Luncheon Symposium 2</b> 		
13:10-14:30	<b>Session 13</b> New strategies for malignant gastric outlet obstruction	<b>Session 14</b> The evolving field of third-space endoscopy other than achalasia: Focusing on clinical outcomes and controversy	
14:30-14:50	<b>Coffee Break</b>		
14:50-16:10	<b>Live Demonstration 4 (VOD)</b>	<b>Session 15</b> Case-based multidisciplinary management for intestinal obstruction: Optimal strategies	
16:10-	<b>Closing &amp; Awards Ceremony</b>		

# FLOOR PLAN

## 3F, Seoul Dragon City



## Rendez-vous 2F, Grand Mercure



# CONFERENCE INFORMATION

<b><u>Title</u></b>	The 17 <sup>th</sup> Annual Meeting of Society of Gastrointestinal Intervention
<b><u>Dates</u></b>	October 8 (Tue) – October 9 (Wed), 2024
<b><u>Venue</u></b>	Seoul Dragon City, Korea
<b><u>Theme</u></b>	Leading the Way in GI Intervention: Collaboration, Innovation, Education
<b><u>Website</u></b>	2024.sgiw.org
<b><u>Official Language</u></b>	English
<b><u>Organized by</u></b>	The Society of Gastrointestinal Intervention Tel: +82-2-473-0089 E-mail: sgisci@sgiw.org
<b><u>Secretariat</u></b>	Convention PM Tel: +82-31-903-4385 (Registration: +82-31-906-4388) E-mail: sgi@conventionpm.com [During the conference: Shilla 4]

## **Registration**

Date	Time	Location
October 8 (Tue)	08:00-17:00	Grand Ballroom Lobby (3F)
October 9 (Wed)	07:30-17:00	

## **On-site Registration Fees**

### **- Domestic Participant**

Categories	Registration Fee
전문의, 봉직의, 개원의	KRW 100,000
전임의, 군의관	KRW 50,000
전공의, 간호사, 방사선사, 연구원, 학생	무료
후원사	KRW 50,000

### **- Overseas Participant**

Categories	Registration Fee
Invited Speaker, Chair	Complimentary
Physician	USD 100
Fellow, Resident	USD 50
Radiological Technologist, Nurse, Student	Complimentary

▶ **On-site Name Badge**

Name badge will be used as a pass. You are kindly requested to wear your name badge throughout the conference period. Please be noted that access to the session rooms and exhibition area may be restricted if you are not wearing your name badge.

▶ **Certificate of Attendance & Registration Fee Receipt**

All participants who have registered can download and print a certificate of attendance & registration fee receipt on 'My Page' at the conference website, 2024.sgiw.org. The service will be available after the conference.

### **CME Credit Information (Only for Korean Participants)**

- 평점은 대회 기간 중 세션룸 입실/퇴실시 마다 태깅하여 체류시간이 확인 되어야 받을 수 있습니다.
- 출결 체크 누락으로 인한 평점은 대회 종료 후 반영 불가합니다.



\* 출결 체크 위치: 등록데스크, 각 세션장 출입구

구분	10월 8일 (화)	10월 9일 (수)	비고
대한의사협회	최대 6평점	최대 5평점	시간 당 1점 (1시간 초과 시 인정)

### **Opening Ceremony**

Date	Time	Place
October 8 (Tue)	10:20-10:30	Grand Ballroom (Hanra) 2 (3F)

### **Luncheon Symposium**

Date	Time	Place	Company
October 8 (Tue)	12:10-13:00	Grand Ballroom (Hanra) 2 (3F)	 DAEWOONG
October 9 (Wed)	12:20-13:10	Grand Ballroom (Hanra) 2 (3F)	 S & G BIOTECH

\*\* Lunch will be provided to all SGI 2024 participants at Grand Ballroom (Hanra) 1, 2 during the conference.

### **Welcome Reception**

Date	Time	Place
October 8 (Tue)	17:30-	Rendez-vous (2F, Grand Mercure)

### **Closing Ceremony**

Date	Time	Place
October 9 (Wed)	16:10-	Grand Ballroom (Hanra) 2 (3F)

### **Coffee Break**

Date	Time	Place
October 8 (Tue)	10:30-10:50, 14:20-14:40	Grand Ballroom & Shilla Lobby (3F)
October 9 (Wed)	09:20-09:40, 14:30-14:50	

### **[Wi-Fi (Wireless Internet)]**



Free public wireless internet is available for all participants of SGI 2024 [PUBLIC\_SEOUL DRAGON CITY].  
Password is not required.

# CONFERENCE INFORMATION

## SGI Learning Center

Date	Time	Place
October 9 (Wed)	09:40-12:20	Shilla Room 1 (3F)

## Experience Zone

Date	Time	Place	Company
October 8 (Tue)	09:00-16:00	Shilla Room 1 (3F)	 S & G BIOTECH
October 8 (Tue)	12:00-16:00	Shilla Room 2 (3F)	 Boston Scientific Advancing science for life™
October 8 (Tue)	09:00-16:00	Shilla Room 3 (3F)	 OLYMPUS
October 9 (Wed)	09:00-16:00	Shilla Room 2 (3F)	 TaeWoong MEDICAL
October 9 (Wed)	09:00-16:00	Shilla Room 3 (3F)	 GEMRA HEALTHCARE

## SGI Edelweiss Scholarship

SGI Edelweiss Scholarship has been supporting young doctors from developing countries since 2013. The name of scholarship came from the lyrics “Small & White, Clean & Bright” of the song called “Edelweiss” which is the soundtrack of the “Sound of Music”. This program has been designed to build a bright future of those young doctors by gathering pure and small gesture from the heart.

We welcome you to support those young doctors by making donations. The scholarship is open to all young doctors from developing countries, and the recipients will be selected by the scholarship committee. Your support will ease the financial burden of those in need so that they may participate in quality meetings and promote a balanced growth of our field across different regions.

### For International Donator

Bank Name : KEB Hana Bank  
Account No. : 253-910011-03838  
Swift Code : KOEXKRSE

### For Domestic Donator

Bank Name : KEB Hana Bank  
Account No. : 253-910014-72204

# PRESENTATION GUIDELINES

## Presentation Method & Type

Category	Presentation	Q&A
All Speakers (Overseas and Domestic)	In-person	In-person

All presenters are required to arrive at the session room 15 minutes before the session begins, and take a seat in the first row reserved for speakers.

## How to Upload Your Presentation File(s)

After logging into the program in the Preview Room, please check the presentation time and upload the presentation material to the appropriate folder.

- Please visit the Preview Room at least 1 hour before your session starts to ensure your presentation file appears properly. A technician will be available to assist you with checking your presentation file.
- If your file contains video, be sure to check that it is working properly on the PC prepared in the Preview Room at least 2 hours prior to your presentation.
- All presentation files will be stored on a network server and accessible from the PCs in each session room 30 minutes prior to the session start.

## Equipment on the Podium

You can start your presentation by clicking the left mouse button. On the PC monitor, you'll see your speaker notes (PPT slide notes) for each slide.

## Preview Room

Final presentation file(s) must be uploaded at least 1 hour before the start of the sessions.

Date	Time	Place
October 8 (Tue)	08:00-17:00	Bride Room (3F)
October 9 (Wed)	07:30-16:00	

## E-Poster Display

Date	Time	Place
October 8 (Tue) - 9 (Wed)	09:00-17:00	Grand Ballroom (Hanra) 3 (3F)

## Scientific Awards

SGI 2024 scientific committee will review all abstracts and presentations. After judging, the following awards will be given to the excellent presentation. The Award Ceremony will be held during the Closing Ceremony.

- **Best Oral Presentation Awards: 3 winners / USD 500**
- **Oral Presentation Awards: 5 winners / USD 200**
- **E-Poster Awards: 3 winners / USD 200**

# INVITED FACULTIES

Mariano E. Giménez	University of Buenos Aires	Argentina
Jiaywei Tsao	Guangdong Provincial People's Hospital	China
D. Nageshwar Reddy	Asian Institute of Gastroenterology & AIG Hospitals	India
Kazuo Hara	Aichi Cancer Center Hospital	Japan
Susumu Hijioka	National Cancer Center Hospital	Japan
Hiroyuki Isayama	Juntendo University	Japan
Takeshi Ogura	Osaka University Hospital	Japan
Yozo Sato	Aichi Cancer Center Hospital	Japan
Miyuki Sone	National Cancer Center Hospital	Japan
Ibrahim Alrashidi	Ministry of Health	Saudi Arabia
Kiang Hiong Tay	National University of Singapore	Singapore
Lawrence Quek	Tan Tock Seng Hospital	Singapore
PiYi Chang	Taichung Veterans General Hospital	Taiwan
Huei Lung Liang	Kaohsiung Veterans General Hospital	Taiwan
Derek W. Edwards	Minnova Medical Foundation	UK
Hans-Ulrich Laasch	The Christie, Manchester	UK
Raman Uberoi	Oxford University Hospitals	UK
Emmanuel S. Coronel	MD Anderson Cancer Center	USA
Ziv J. Haskal	University of Virginia	USA
Joo Ha Hwang	Stanford University	USA
Sunguk Jang	Cleveland Clinic	USA
Raymond E. Kim	University of Maryland Medical Center	USA
Edward Wolfgang Lee	UCLA Medical Center	USA
Jeffrey H. Lee	MD Anderson Cancer Center	USA
Eun Ji Shin	The Johns Hopkins University	USA
Robert A. Simon	Cleveland Clinic	USA
Eunae Cho	Chonnam National University	Korea
Jae Hee Cho	Yonsei University	Korea
Young Deok Cho	Soonchunhyang University	Korea
Yu Kyung Cho	The Catholic University of Korea	Korea
Young Koog Cheon	Konkuk University	Korea
Jin Ho Choi	Seoul National University	Korea
Jin Woo Choi	Seoul National University	Korea
Won-Mook Choi	University of Ulsan	Korea
Jun-Won Chung	Gachon University	Korea

# INVITED FACULTIES

Dong Il Gwon	University of Ulsan	Korea
Hyun Pyo Hong	Sunkyunkwan University	Korea
Seung Wook Hong	University of Ulsan	Korea
Dongho Hyun	Sunkyunkwan University	Korea
Jong Jin Hyun	Korea University	Korea
Sung Ill Jang	Yonsei University	Korea
Hyun Soo Kim	Chonnam National University	Korea
Hyo-Cheol Kim	Seoul National University	Korea
Hyun Gun Kim	Soonchunhyang University	Korea
Yun Hwan Kim	Presbyterian Medical Center	Korea
Do Hoon Kim	University of Ulsan	Korea
Ji-Seon Kim	Korea University	Korea
Se Hwan Kwon	Kyunghee University	Korea
In Gyu Kwon	Yonsei University	Korea
DongKi Lee	Yonsei University	Korea
Jung Woo Lee	Hallym University	Korea
Sang Kil Lee	Yonsei University	Korea
Yoo Na Lee	Inje University	Korea
Yun Nah Lee	Soonchunhyang University	Korea
Sun Gyo Lim	Ajou University	Korea
Jong Ho Moon	Soonchunhyang University	Korea
Dongwook Oh	University of Ulsan	Korea
Heung-Kwon Oh	Seoul National University	Korea
Woo Hyun Paik	Seoul National University	Korea
Jae Jun Park	Yonsei University	Korea
Hyunchul Rhim	Sunkyunkwan University	Korea
Dong-Wan Seo	University of Ulsan	Korea
Il Sang Shin	Soonchunhyang University	Korea
Ji Hoon Shin	University of Ulsan	Korea
Jongbeom Shin	Inha University	Korea
Hoonsub So	University of Ulsan	Korea
Min Kyu Sung	University of Ulsan	Korea
Kyo-Sang Yo	Eulji University	Korea
Hyun-Ki Yoon	University of Ulsan	Korea
Young Hoon Youn	Yonsei University	Korea



# SCIENTIFIC PROGRAM

## Day 1 October 8 (Tuesday)

Time	Grand Ballroom (Hanra) 2	
09:00-10:20	<b>Session 1. Intra &amp; extrahepatic bile duct and pancreatic duct approaches</b> <i>DongKi Lee (Yonsei University, Korea), Hyun-Ki Yoon (University of Ulsan, Korea)</i>	
09:00-09:20	Endoscopic peroral cholangioscopic approaches: Direct POC vs. spyglass	Yun Nah Lee (Soonchunhyang University, Korea)
09:20-09:40	Endoscopic pancreatic duct approaches in difficult situations	Eunae Cho (Chonnam National University, Korea)
09:40-10:00	EUS-guided approaches: Is it prime time?	Hiroyuki Isayama (Juntendo University, Japan)
10:00-10:20	New biliary intervention in IR - Spyglass guided biliary intervention	Edward Wolfgang Lee (UCLA Medical Center, USA)
10:20-10:30	<b>Opening Ceremony</b>	
10:30-10:50	Coffee Break	
10:50-12:10	<b>Live Demonstration 1. (Hyderabad, India)</b> <i>Seungmin Bang (Yonsei University, Korea), Eun Ji Shin (The Johns Hopkins University, USA)</i>	
	AIG Hospitals	
12:10-13:00	<b>Luncheon Symposium 1. (Korean)</b> <i>Sang Kil Lee (Yonsei University, Korea)</i>	
		
	FEXUCLUE _ Leading beyond GERD, expansion and innovation	Yu Kyung Cho (The Catholic University of Korea, Korea)
13:00-14:20	<b>Session 4. How to overcome vascular/bleeding complications in pancreato-biliary diseases</b> <i>Jae Hee Cho (Yonsei University, Korea), Sunguk Jang (Cleveland Clinic, USA)</i>	
13:00-13:20	Optimal strategy for discontinuation of anti-coagulation treatment - When and how to stop?	Eun Ji Shin (The Johns Hopkins University, USA)
13:20-13:40	Endoscopic management for hemobilia and periampullary bleeding	Dongwook Oh (University of Ulsan, Korea)
13:40-14:00	Vascular/bleeding complications after pancreatobiliary surgery	Min Kyu Sung (University of Ulsan, Korea)
14:00-14:20	Interventional management for vascular/bleeding complications	Huei-Lung Liang (Kaohsiung Veterans General Hospital, Taiwan)

14:20-14:40	Coffee Break	
14:40-16:00	<b>Session 6. Preoperative biliary drainage in malignant biliary obstruction: When &amp; how?</b> <i>Raman Uberoi (Oxford University Hospitals, UK), Young Deok Cho (Soonchunhyang University, Korea)</i>	
14:40-15:00	Is preoperative biliary drainage essential? Neoadjuvant therapy vs. upfront surgery	Woo Hyun Paik (Seoul National University, Korea)
15:00-15:20	Endoscopic approaches: ERCP and EUS-guided drainage	Kazuo Hara (Aichi Cancer Center Hospital, Japan)
15:20-15:40	Interventional approaches: Cutting edge strategies	Raman Uberoi (Oxford University Hospitals, UK)
15:40-16:00	Surgeon's preferences: Which drainage method is preferred?	Jung Woo Lee (Hallym University, Korea)
16:00-17:20	<b>Live Demonstration 2. (VOD)</b> <i>Sangjoon Park (Catholic Kwandong University, Korea), Seung Boo Yang (Eulji University, Korea)</i>	
16:00-16:40	Spyglass assisted percutaneous biliary stone removal	Kiang Hiong Tay (Singapore General Hospital, Singapore)
16:40-17:20	Percutaneous intraductal RF ablation for malignant biliary obstruction	Hyun Pyo Hong (Sungkyunkwan University, Korea)
17:30-	<b>Welcome Reception</b>	(Rendez-vous (2F, Grand Mercure))

# SCIENTIFIC PROGRAM

## Day 1 October 8 (Tuesday)

Time	Grand Ballroom (Hanra) 1	
09:00-10:20	<b>Session 2. Management of gastrointestinal leakage and fistula</b> <i>Mariano E. Gimenez (University of Buenos Aires, Argentina),</i> <i>D. Nageshwar Reddy (Asian Institute of Gastroenterology &amp; AIG Hospitals, India)</i>	
09:00-09:20	Endoscopic management of gastrointestinal leaks and fistulas	Emmanuel S. Coronel (MD Anderson Cancer Center, USA)
09:20-09:40	Radiologic management of leakage and fistula	Yozo Sato (Aichi Cancer Center Hospital, Japan)
09:40-10:00	Surgical management	Robert A. Simon (Cleveland Clinic, USA)
10:00-10:20	Panel discussion: Difficult cases	In Gyu Kwon (Yonsei University, Korea)
10:20-10:30	<b>Opening Ceremony</b>	<b>Grand Ballroom (Hanra) 2</b>
10:30-10:50	Coffee Break	
10:50-12:10	<b>Session 3. Application of artificial intelligence</b> <i>Ziv J. Haskal (University of Virginia, USA), Jun-Won Chung (Gachon University, Korea)</i>	
10:50-11:10	Artificial intelligence in colorectal neoplasm	Seung Wook Hong (University of Ulsan, Korea)
11:10-11:30	Artificial intelligence in pancreatic cyst lesions: Current advancements and future prospects	Jin Ho Choi (Seoul National University, Korea)
11:30-11:50	AI-powered radiology in pancreatic cancer	Ziv J. Haskal (University of Virginia, USA)
11:50-12:10	Concept of computer assisted surgery. Where are we?	Mariano E. Giménez (University of Buenos Aires, Argentina)
12:10-13:00	<b>Luncheon Symposium 1. (Korean)</b> <i>Sang Kil Lee (Yonsei University, Korea)</i>	 <b>Grand Ballroom (Hanra) 2</b>
	FEXUCLUE _ Leading beyond GERD, expansion and innovation	Yu Kyung Cho (The Catholic University of Korea, Korea)
13:00-14:20	<b>Session 5. Recent advances in endoscopic closure &amp; suturing techniques</b> <i>Hiroyuki Isayama (Juntendo University, Japan), Joo Ha Hwang (Stanford University, USA)</i>	
13:00-13:20	Endoscopic clip closure techniques after endoscopic resection - Line assisted complete closure, endoloop technique, OTSC	D. Nageshwar Reddy (Asian Institute of Gastroenterology & AIG Hospitals, India)

13:20-13:40	Endoscopic suturing devices	Raymond E. Kim (University of Maryland, USA)
13:40-14:00	Lumen-apposing metal stents – Current status	Joo Ha Hwang (Stanford University, USA)
14:00-14:20	Panel discussion	
14:20-14:40	Coffee Break	
14:40-16:00	<b>Session 7. TARE for HCC: Different regions, different roles</b> <i>Yun Hwan Kim (Presbyterian Medical Center, Korea), Dongho Hyun (Sunkyunwan University, Korea)</i>	
14:40-15:00	The role of TARE in Taiwan	PiYi Chang (Taichung Veterans General Hospital, Taiwan)
15:00-15:20	The role of TARE in Singapore	Lawrence Quek (Tan Tock Seng Hospital, Singapore)
15:20-15:40	The role of TARE in Korea	Jin Woo Choi (Seoul National University, Korea)
15:40-16:00	The role of TARE in the State	Edward Wolfgang Lee (UCLA Medical Center, USA)
16:00-17:20	<b>Session 8. Combination therapies for HCC: When and why</b> <i>Hyunchul Rhim (Sunkyunwan University, Korea), Hyun-Ki Yoon (University of Ulsan, Korea)</i>	
16:00-16:20	TACE combined with ablation	Jiaywei Tsauo (Guangdong Provincial People's Hospital, China)
16:20-16:40	Combination of locoregional therapies and surgery	Dongho Hyun (Sunkyunwan University, Korea)
16:40-17:00	Combination of transarterial therapies and systemic therapies	Yozo Sato (Aichi Cancer Center Hospital, Japan)
17:00-17:20	Value driven care in locoregional treatment of hepatocellular carcinoma	Kiang Hiong Tay (Singapore General Hospital, Singapore)
17:30-	<b>Welcome Reception</b>	<b>(Rendez-vous (2F, Grand Mercure))</b>

# SCIENTIFIC PROGRAM

## Day 2    October 9 (Wednesday)

Time	Grand Ballroom (Hanra) 2	
08:00-09:20	<b>Live Demonstration 3. (Seattle, USA)</b> <i>Young Koog Cheon (Konkuk University, Korea), Jong Jin Hyun (Korea University, Korea)</i> Virginia Mason Medical Center	
09:20-09:40	Coffee Break	
09:40-11:00	<b>Session 9. Management of intrahepatic cholangiocarcinoma and premalignant lesions</b> <i>Jong Ho Moon (Soonchunhyang University, Korea), Eun Ji Shin (The Johns Hopkins University, USA)</i>	
09:40-10:00	Optimal strategy for managing IHD stones & indeterminate biliary strictures	Sunguk Jang (Cleveland Clinic, USA)
10:00-10:20	Transarterial radioembolization for advanced IHCCA	Hyo-Cheol Kim (Seoul National University, Korea)
10:20-10:40	New strategies of surgical treatment for IHCCA	Yoo Na Lee (Inje University, Korea)
10:40-11:00	Novel targeted therapy for cholangiocarcinoma	Sung Ill Jang (Yonsei University, Korea)
11:00-12:20	<b>Session 11. Learn the future from the past: Unforgettable procedure-related complications</b> <i>Dong-Wan Seo (University of Ulsan, Korea), Jeffrey H. Lee (MD Anderson Cancer Center, USA)</i>	
11:00-11:20	Unforgettable procedure-related complications - ESG	Raymond E. Kim (University of Maryland, USA)
11:20-11:40	Stent misplacement in portal vein by EUS-BD	Kazuo Hara (Aichi Cancer Center Hospital, Japan)
11:40-12:00	Complications in oesophageal stricture management	Hans-Ulrich Lassch (The Christie, Manchester, UK)
12:00-12:20	Complicated cases of GI bleeding embolization with NBCA	Ji Hoon Shin (University of Ulsan, Korea)
12:20-13:10	<b>Luncheon Symposium 2.</b> <i>Miyuki Sone (National Cancer Center Hospital, Japan)</i>	
12:20-12:25	Opening 	
12:25-12:45	Impact of biliary stenting using K-papilla under ERCP and EUS guidance	Takeshi Ogura (Osaka University Hospital, Japan)
12:45-13:05	New paradigm for initial Distal Biliary drainage: The possibility of a thin 6mm metallic stent (Braided 6)	Susumu Hijioka (National Cancer Center Hospital, Japan)
13:05-13:10	Closing	

13:10-14:30	<b>Session 13. New strategies for malignant gastric outlet obstruction</b> <i>Kyo-Sang Yoo (Eulji University, Korea), Raymond E. Kim (University of Maryland, USA)</i>	
13:10-13:30	Endoscopic enteral metal stent insertion: Is it still standard?	Hoonsub So (University of Ulsan, Korea)
13:30-13:50	EUS-guided gastroenterostomy: Can it be the future?	Jeffrey H. Lee (MD Anderson Cancer Center, USA)
13:50-14:10	Intervention in & through the stomach	Hans-Ulrich Lassch (The Christie, Manchester, UK)
14:10-14:30	Prophylactic laparoscopic gastrojejunostomy	Mariano E. Giménez (University of Buenos Aires, Argentina)
14:30-14:50	Coffee Break	
14:50-16:10	<b>Live Demonstration 4_VOD (Korea)</b> <i>Jeffrey H. Lee (MD Anderson Cancer Center, USA), Dong-Hoon Yang (University of Ulsan, Korea)</i>	
14:50-15:15	Upper GI_VOD	Young Hoon Youn (Yonsei University, Korea)
15:15-15:40	Lower GI_VOD	Yunho Jung (Soonchunhyang University, Korea)
15:40-16:10	Pancreatobiliary_VOD	Il Sang Shin (Soonchunhyang University, Korea)
16:10	<b>Closing &amp; Awards Ceremony</b>	

# SCIENTIFIC PROGRAM

Day 2    October 9 (Wednesday)

Time	Grand Ballroom (Hanra) 1	
08:00-09:20	Plenary Free Paper Do Hoon Kim (University of Ulsan, Korea), Hyun Pyo Hong (Sungkyunkwan University, Korea), Tae Jun Song (University of Ulsan, Korea)	
08:00-08:10	Trans-nasal upper gastro-intestinal tract stenting under fluoroscopic control	Jonathan Jobling (Nottingham University Hospitals NHS Trust, UK)
08:10-08:20	Efficacy and safety of a novel multisegmented fully covered self-expanding metal stent for malignant esophageal obstruction: A prospective pilot study with historical control	Jin Hee Noh (Hallym University, Korea)
08:20-08:30	Primary EUS-guided hepaticogastrostomy for preoperative patients undergoing pancreatoduodenectomy	Nozomi Okuno (Aichi Cancer Center Hospital, Japan)
08:30-08:40	Long-term follow-up results after recanalization of completely obstructed strictures with magnetic compression anastomosis	Sung Ill Jang (Yonsei University, Korea)
08:40-08:50	Which kinds of tract-dilation device is suitable as the initial use during EUS-guided hepaticogastrostomy: A prospective randomized controlled trial (Wings Trial)	Jun Matsuno (Osaka Medical and Pharmaceutical University, Japan)
08:50-09:00	P4HA2 interacted with ATAD3A to modulate PINK1/parkin-dependent mitophagy and iodine-125 brachytherapy sensitization in esophageal carcinoma	Cheng Feng (Southeast University, China)
09:00-09:10	Multi-stage automatic and rapid ablation and needle trajectory planning method for CT-guided percutaneous liver tumor ablation	Shengwei Li (Beijing Hospital, China)
09:10-09:20	Q&A	
09:20-09:40	Coffee Break	
09:40-11:00	Session 10. RTO (Retrograde transvenous obliteration) for gastric varices Ziv J. Haskal (University of Virginia, USA), Dong Il Gwon (University of Ulsan, Korea)	
09:40-10:00	GVs anatomy: Clinical importance and treatment strategy	Ziv J. Haskal (University of Virginia, USA)
10:00-10:20	Indications of RTO: Primary prophylaxis and secondary prophylaxis	Won-Mook Choi (University of Ulsan, Korea)
10:20-10:40	Long-term outcomes of PARTO	Dong Il Gwon (University of Ulsan, Korea)
10:40-11:00	Interventional management of ectopic varices	Hyun Pyo Hong (Sungkyunkwan University, Korea)

11:00-12:20	<b>Session 12. Multidisciplinary case-based management of lower GI bleeding: When and how?</b> <i>Hyun Soo Kim (Chonnam National University, Korea), Huei-Lung Liang (Kaohsiung Veterans General Hospital, Taiwan)</i>	
11:00-11:20	Massive hematochezia: A practical diagnostic guide for clinicians	Sunguk Jang (Cleveland Clinic, USA)
11:20-11:40	Tailored endoscopic management: Recent updates	Jongbeom Shin (Inha University, Korea)
11:40-12:00	Surgical resection: Choosing the right time and method	Ji-Seon Kim (Korea University, Korea)
12:00-12:20	Endovascular management of lower GI bleeding	Ibrahim Alrashidi (Ministry of Health, Saudi Arabia)
12:20-13:10	<b>Luncheon Symposium 2.</b> <i>Miyuki Sone (National Cancer Center Hospital, Japan)</i>	 <b>S &amp; G BIOTECH</b> Grand Ballroom (Hanra) 2
12:20-12:25	Opening	
12:25-12:45	Impact of biliary stenting using K-papilla under ERCP and EUS guidance	Takeshi Ogura (Osaka University Hospital, Japan)
12:45-13:05	New paradigm for initial Distal Biliary drainage: The possibility of a thin 6mm metallic stent (Braided 6)	Susumu Hijioka (National Cancer Center Hospital, Japan)
13:05-13:10	Closing	
13:10-14:30	<b>Session 14. The evolving field of third-space endoscopy other than achalasia: Focusing on clinical outcomes and controversy</b> <i>Joo Ha Hwang (Stanford University, USA), Young Hoon Youn (Yonsei University, Korea)</i>	
13:10-13:30	Gastric per-oral endoscopic myotomy for the treatment of gastroparesis	Joo Ha Hwang (Stanford University, USA)
13:30-13:50	Diverticular POEM	Do Hoon Kim (University of Ulsan, Korea)
13:50-14:10	STER for upper subepithelial tumors originated from muscularis proper	Sun Gyo Lim (Ajou University, Korea)
14:10-14:30	Panel discussion	
14:30-14:50	Coffee Break	



# SCIENTIFIC PROGRAM

14:50-16:10	<b>Session 15. Case-based multidisciplinary management for intestinal obstruction: Optimal strategies</b> <i>Hyun Gun Kim (Soonchunhayng University, Korea), Robert A. Simon (Cleveland Clinic, USA)</i>	
14:50-15:10	Diagnosis and initial management of intestinal obstruction	Robert A. Simon (Cleveland Clinic, USA)
15:10-15:30	Colon stents: Indications, techniques, and outcomes	Jae Jun Park (Yonsei University, Korea)
15:30-15:50	Optimal timing and outcomes of surgical management for benign and malignant obstruction	Heung-Kwon Oh (Seoul National University, Korea)
15:50-16:10	The role of interventional radiology in managing intestinal obstruction	Se Hwan Kwon (Kyunghee University, Korea)
16:10	<b>Closing &amp; Awards Ceremony</b>	<b>Grand Ballroom (Hanra) 2</b>



# E-POSTER DISPLAY

---

## UPPER GI TRACT

- SGI-U-P01** Photo-responsive self-expanding catheter with photosensitizer-integrated silicone-covered membrane for minimally invasive local therapy in esophageal cancer  
*Dae Sung Ryu, Seung Jin Eo, Jung-Hoon Park, Kun Na, Do Hoon Kim (Korea)*
- SGI-U-P02** Examination of suturing after endoscopic treatment for gastric submucosal tumors  
*Kazutoshi Hashiguchi, Hisato Terada, Shun Takahashi, Ryosuke Tanaka (Japan)*
- SGI-U-P03** Efficacy of a 3D-printed training simulator for stenting in gastrointestinal malignant obstruction  
*So Young Byun, Do Hoon Kim (Korea)*
- SGI-U-P04** A novel simple endoscopic device for super minimally invasive surgery in the treatment of giant gastric bezoar: Two case reports  
*Jieyu Peng, Huifang Xia, Xia Luo, Bentian Gan, Haitao Zhang, Yang Hu, Lu Xie, Xiaoli Hu, Jing Ren, Yan Peng, Xiaowei Tang (China)*
- SGI-U-P05** Endoscopic resection of a large Brunner's gland hyperplasia causing gastric outlet obstruction: A case report  
*Juan Alfonso Mendoza, Irene Abisinia (Philippines)*
- SGI-U-P06** HER2 status in patients with gastric cancer in Mongolia  
*Gerelee Khatanbaatar, Tsend-Ulzii Amarsaikhan, Enkhtuguldur Myagmar-Ochir (Mongolia)*
- SGI-U-P07** Comparative analysis: Gastric bypass vs. gastric restrictive surgery in adolescent females with type diabetes and obesity  
*Pardeep Kumar, Sagar Verma (India)*
- SGI-U-P08** Common forms of complicated abdominal tuberculosis in women  
*Farukh Mahmudzoda, Ayubjon Dostiev, Guljahon Rajabova, Muhridin Asoev (Tajikistan)*

## LOWER GI TRACT

- SGI-L-01** Analysis of lympho-vascular invasion related genes and prognostic significance in colorectal cancer  
*Mengdi Hao, Lei Ding (China)*

- 
- SGI-L-02**     Artificial neural networks to predict risk of colorectal cancer vascular invasion: A discovery and validation study  
*Mengdi Hao, Lei Ding (China)*
- SGI-L-03**     Treatment of complete benign anastomotic occlusion after low rectal resection with electro-cautery lumen apposing metallic stent placement  
*Aleksandr Vodoleev, Eugeny Gonchar, Ruslan Moshurov (Russian Federation)*
- SGI-L-04**     Prediction of long-term post-surgical recurrence in Crohn's disease patients using a multi-modal AI model integrating intraoperative imaging, microbial dysbiosis, and genetic risk factors  
*Sahnaz Vivinda Putri, Andi Nursanti Andi Ureng, Prihantini Prihantini, Roland Helmizar (Indonesia)*
- SGI-L-05**     Adult necrotising enterocolitis and portomesenteric vein gas: A case report  
*Naranbayar Erdenbaatar, Nemekhbayar Purevsuren, Baasanjav Natsag, Lkhagvasuren Jambazundui (Indonesia)*
- SGI-L-06**     Efficacy and safety of tofacitinib in patients with ulcerative colitis who does not respond to biologicals.  
*Jatinkumar Veljibhai Dhanani, Rushabh Maisuriya (India)*
- SGI-L-07**     Chemoprotective effects of geraniin against azoxymethane induced colorectal cancer via suppression of oxidative stress and inflammation  
*Vikas Kumar (India), Firoz Anwar (Saudi Arabia)*
- SGI-L-08**     Analysis method of providing information for diagnosis of upper GI tract involvement in patients with crohn's disease  
*Ramlah Ramlah, Haerani Haerani (Indonesia)*

## PANCREATOBILIARY

- SGI-P-01**     A challenging hemostasis of post-ERCP bleeding using endoscopic clipping combined with stenting in a patient with periampullary diverticulum  
*Kook Hyun Kim (Korea)*
- SGI-P-02**     Percutaneous treatment for pancreatitis complicated with bowel perforation  
*See Young Lee, Chan Min Jung, Sung Ill Jang, Eui Joo Kim, Jae Hee Cho (Korea)*

# E-POSTER DISPLAY

---

- SGI-P-03**      Development and preclinical assessment of novel half-pigtail plastic biliary stents  
*See Young Lee, Cheongran Je, Eun Kyoung Kim, Sung Ill Jang, Jae Hee Cho (Korea)*
- SGI-P-04**      Long-term efficacy and safety of short fully covered self-expandable metal stents for benign biliary strictures after hepatobiliary surgery: A single-center retrospective study  
*See Young Lee, Sung Ill Jang, Moon Jae Chung, Sung Ye Seul, Jae Hee Cho, Dong Ki Lee (Korea)*
- SGI-P-05**      Antireflux vs conventional biliary metal stents for patients with pancreatic cancer: Long term results of randomized controlled trial  
*Aleksandr Vodoleev, Eugeniy Gonchar, Vladimir Trifanov, Agaron Ayvazyan (Russian Federation)*
- SGI-P-06**      Simultaneous endoscopic nasobiliary drainage and endoscopic nasopancreatic drainage after endoscopic papillectomy reduces the bleeding rate of post-endoscopic papillectomy bleeding  
*Shin Yagi, Susumu Hijioka, Yoshikuni Nagashio, Daiki Agarie, Soma Fukuda, Kohei Okamoto, Daiki Yamashige, Masaru Kuwada, Yasuhiro Komori, Takuji Okusaka (Japan)*
- SGI-P-07**      The efficacy and safety of EUS-guided drainage of retroperitoneal fluid collections using a novel electrocautery-enhanced multi-length lumen-apposing metal stent  
*Sung Hyun Cho, Tae Jun Song (Korea)*
- SGI-P-08**      EUS-guided vascular intervention for bile duct jejunal anastomosis variceal bleeding  
*Takashi Kondo, Nozomi Okuno, Kazuo Hara, Nobumasa Mizuno, Shin Haba, Takamiti Kuwahara, Hiroki Kouda, Yositarou Yamamoto, Minako Urata, Keigo Ooshiro, Tomoki Ogata (Japan)*
- SGI-P-09**      Machine learning-driven identification of chemotherapy-responsive subtypes in cholangiocarcinoma using EUS-guided liquid biopsy and single-cell transcriptomics  
*Elfiany Syafruddin, Prihantini Prihantini, Andi Nursanti Andi Ureng, Sahnaz Vivinda Putri (Indoneisa)*
- SGI-P-10**      Utility of radial incision and cutting (RIC) for refractory hepaticojejunostomy anastomotic stenosis  
*Shin Haba, Kazuo Hara, Nozomi Okuno (Japan)*
- SGI-P-11**      Study of EUS-GBD using the 9G acquire™ needle for acute cholecystitis  
*Minako Urata, Kazuo Hara, Nozomi Okuno, Shin Haba (Japan)*

- 
- SGI-P-12** Endoscopic treatment of anastomotic biliary strictures after liver transplantation using fully covered intraductal self-expandable metallic (Kaffes) stents  
*Outi Lindström, Marianne Udd, Mia Rainio, Andrea Tenca, Heikki Mäkisalo, Leena Kylänpää (Finland)*
- SGI-P-13** Surgical restaging of incidental post-cholecystectomy gall bladder cancer  
*Muhammad Zakria (Pakistan)*
- SGI-P-14** Percutaneous treatment for pancreatitis complicated with bowel perforation  
*Chun Yu Lin, Hsein Jar Chiang (Taiwan)*
- SGI-P-15** Assessment of maturation time for fistulas formed by LAMS in an experimental biliary dilatation animal model  
*Chan Min Jung, See Young Lee, Jung Hyun Jo, Sung Ill Jang, Jae Hee Cho (Korea)*
- SGI-P-16** Bilothorax as a complication of endoscopic retrograde cholangiopancreatography: A rare case report and literature review  
*Le Trung Hieu, Dao Duc Tien, Huynh Tan Ai (Vietnam)*
- SGI-P-17** Comparison of diagnostic yield between pancreatic and liver tissues in EUS-FNAB  
*Chan Min Jung, See Young Lee, Sung Ill Jang, Eui Joo Kim, Jae Hee Cho (Korea)*
- SGI-P-18** Leveraging machine learning algorithms to predict mortality in hemobilia patients undergoing endoscopic intervention  
*Roland Helmizar, Nana Liana, Vina Tri Septiana (Indoneisa)*
- SGI-P-19** Comparison of De Ritis ratio, Gamma GT to Albumin ratio, and Alkaline Phosphatase to Albumin ratio in cholestatic patients with and without malignancy at Wahidin Sudrohusodo Hospital Makassar  
*Muh Nur Ikhsan Liwang, Muhammad Luthfi Parewangi, Rini Rahmawarni Bachtiar, Fardah Akil, Nu'man As Daud, Liwang Muh Nur Ikhsan (Indonesia)*
- SGI-P-20** Enhancing predictive accuracy: Machine learning integrated with EUS for optimal biliary drainage in malignant biliary obstruction  
*Roland Helmizar, Nana Liana, Vina Tri Septiana (Indoneisa)*

# E-POSTER DISPLAY

---

- SGI-P-21** Risk factors and impact of biliary stenting and endoscopic sphincterotomy on post-ERCP pancreatitis at a tertiary referral center in Indonesia: A retrospective cohort study

*Resha Dermawansyah Rusman, Muhammad Luthfi Parewangi, Fardah Akil, Nu'man As Daud, Rini Bachtiar, Susanto H Kusuma, Amelia Rifai, Akiko Syawalidhany Tahir (Indonesia)*

## RADIOLOGY & LIVER

- SGI-R-01** Percutaneous transsplenic obliteration of pancreaticojejunal varices due to left-sided portal hypertension after pancreaticoduodenectomy

*Mariko Irizato, Yozo Sato, Hiroyuki Ote, Shohei Chatani, Nozomi Okuno, Takamichi Kuwahara, Kazuo Hara, Yoshitaka Inaba (Japan)*

- SGI-R-02** Are the clinical laboratory parameters associated with BCLC and up-to-seven criteria?

*Nisma Aulia, Neneng Ratnasari, Putut Bayupurnama, Fahmi Indrarti, Catharina Triwikatmani (Indonesia)*

- SGI-R-03** Towards effective antiviral therapy: Bioinformatics exploration of siRNAs targeting-untranslated region of hepatitis C virus

*Rian Ka Praja, Reny Rosalina (Indonesia)*

- SGI-R-04** How far economics analysis does matter: The relation of macroeconomic, education, and wealth with liver transplantation

*Rosinta Hotmaida Pebrianti Purba, Helen Try Juniasti (Indonesia)*

- SGI-R-05** Advances and challenges in liver transplantation: A comprehensive review

*Lintong Hottua Simbolon, Rosinta Hotmaida P Purba, Ester Marnita Purba, Yesika Simbolon (Indonesia)*

- SGI-R-06** Economic analysis of liver disease in Southeast Asia countries

*Lintong Hottua Simbolon, Ester Marnita Purba, Yesika Simbolon (Indonesia)*

- SGI-R-07** Immediate results of laparoscopic echinococcectomy of the liver

*Farukh Mahmudzoda, Faridun Safarov, Faridun Azimov (Tajikistan)*

- SGI-R-08** Indications and technical features of non-standard laparoscopic cholecystectomy

*Farukh Mahmudzoda, Islomiddini Azam (Tajikistan)*

- 
- SGI-R-09**      **Protective role of  $\alpha$ -Linolenic acid pre-treatment on N-nitrosodiethylamine induced oxidative stress in male albino rats**  
*Vikas Sharma, Madhu Gautam (India)*
- SGI-R-10**      **Unveiling the concealed risks of using Bajakah Kalalawit leaves (*Uncaria gambir* Roxb.) through toxicity tests on liver and kidney organs**  
*Decenly Decenly, Muhammad Priyadi, Rizky Rachmad Saputra, Shesanthi Citrariana, Yohanes Edy Gunawan, Anisa Rahma (Indonesia)*
- SGI-R-11**      **Chemoprotective effect of Crocetin-Dextrin nano-formulation against N-diethylnitrosamine induced Hepatocellular Carcinoma in Wistar rats via mitochondrial apoptosis, antioxidative, anti-inflammatory and PIK/Akt/mTOR signaling pathways**  
*Vikas Kumar (India), Firoz Anwar (Saudi Arabia)*
- SGI-R-12**      **9-years outcomes after liver resection for giant and enormous hepatic hemangioma: A Vietnamese Center experience**  
*Le Trung Hieu, Le Van Thanh, Vu Van Quang (Vietnam)*
- SGI-R-13**      **The effectiveness of radiologic management of gastrointestinal leakage and fistula: A machine learning approach**  
*Roland Helmizar, Ruhsyahadati Ajisman (Indonesia)*
- SGI-R-14**      **Radiological methods of diagnostics of abdominal tuberculosis in women**  
*Farukh Mahmudzoda, Ayubjon Dostiev, Guljahon Rajabova, Muhridin Asoev (Tajikistan)*
- SGI-R-15**      **Percutaneous transhepatic biliary intervention for malignant hilar biliary obstruction**  
*Tuan Le Minh, Binh Le Trong, Huy Vo Quoc, Khanh Minh Le Ba, Thanh Thao Nguyen (Vietnam)*
- SGI-R-16**      **Failure of ERCP & PTBD in extrahepatic cholangiocarcinoma**  
*Muhammad Zakria (Pakistan)*
- SGI-R-17**      **Perforated emphysematous cholecystitis: A case report**  
*Naranbayar Erdenebaatar (Mongolia)*
- SGI-R-18**      **Transcholecystic access for biopsy of obstructive CBD lesion**  
*Jong Hyouk Yun (Korea)*



# E-POSTER DISPLAY

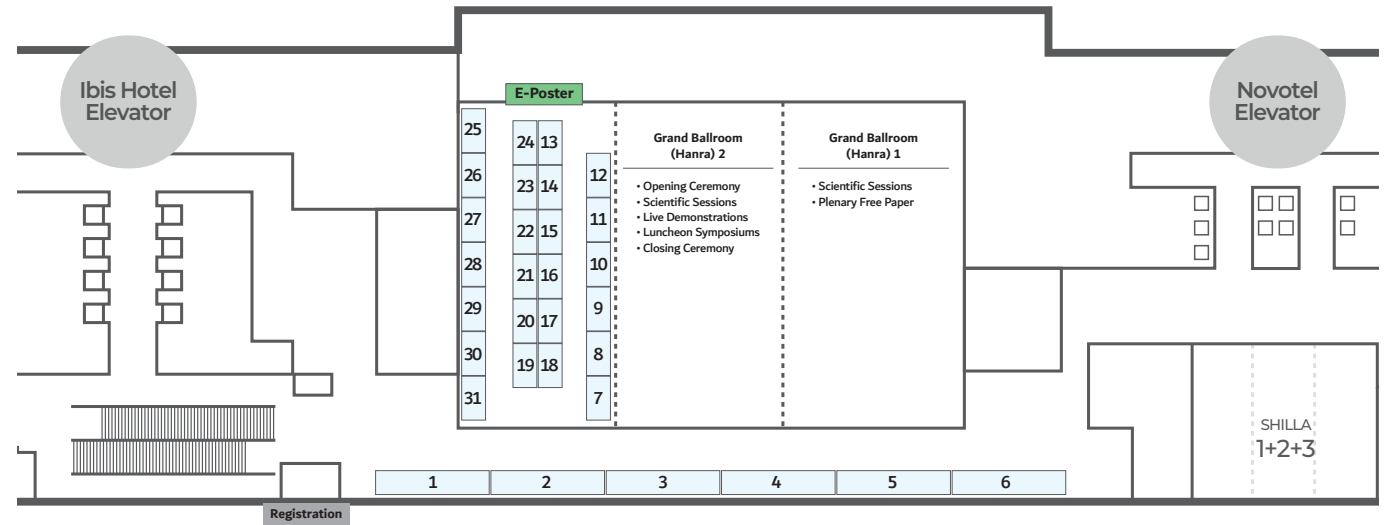
---

- SGI-R-19** Iceball growth D simulation model based on finite element method for hepatic cryoablation planning  
*Shengwei Li (China)*
- SGI-R-20** Enhancing the efficacy of iodine-brachytherapy in hepatocellular carcinoma by targeting hypoxia and apoptosis escape mechanisms  
*Zhongkai Wang, Cheng Feng, Jinhe Guo (China)*
- SGI-R-21** IVC stenting for post liver transplantation ascites secondary to piggyback syndrome, a case report  
*Jimmy Kyaw Tun, Pavel Singh, Mark Muthiah, Kamajit Singh Mangat, Shridhar Iyer (Singapore)*
- SGI-R-22** Treatment management of spinal cord infarction after the transarterial chemoembolization for hepatocellular carcinoma  
*Bat-Amgalan Ganzorig, Batmunkh Myagmar, Baasanjav Narangerel, Vanchinsuren Gantulga, Todbayar Gankhuyag, Erdenebulgan Batmunkh (Mongolia)*
- SGI-R-23** Predicting hepatocellular carcinoma recurrence after curative ablation using AI-driven integration of circulating tumor DNA and radiogenomic features: A prospective multi-center study  
*Prihantini Prihantini, Sahnaz Vivinda Putri, Roland Helmizar, Andi Nursanti Andi Ureng, Elfiany Syafruddin (Indonesia)*
- SGI-R-24** Combined antegrade and retrograde obliteration as an endovascular treatment for varices  
*Suyoung Park (Korea)*
- SGI-R-25** Vena cava stent insertion to treat intractable ascites in polycystic liver disease: A case report  
*Suyoung Park (Korea)*
- SGI-R-26** Recent advancements in the utilization of nanomaterials for ablative sensitization therapy in the treatment of hepatocellular carcinoma  
*Hao Li, Zhuochao Li, Zhengqiang Yang, Meng Niu (China)*



# INDUSTRIAL EXHIBITION

Division	Date	Time
Exhibition Date and Time	October 8 (Tue)	09:00-17:00
	October 9 (Wed)	09:00-16:00



Booth No.	Company Name	Booth No.	Company Name
1	S&G Biotech	17	CELLTRION Pharm.
2	TAEWOONG MEDICAL	18	YUHAN
3-4	Daewoong Pharmaceutical Co., Ltd.	19	Gungkang Pharmaceutical, Inc
5	Guerbet Korea	20	Dongkook Lifescience
6	Pharmbio Korea Inc.	21	Bracco Imaging Korea
7	JEIL PHARMACEUTICAL CO.,LTD	22	Boston Scientific Korea Co., Ltd
8	HK inno.N	23	Boryung Pharmaceutical Co.,Ltd.
9	Hanmi Pharm Co., Ltd.	24	NEXTBIOMEDICAL CO., LTD.
10	BCM Co., Ltd.	25	JIIN CNT
11	Korea United Pharm.	26	Chong Kun Dang Pharm.
12	Eisai Korea Inc.	27	Cook Medical Korea
13	Intervention Medical	28	Central Medical Service
14	JW Pharmaceutical	29	Daewon Pharmaceutical Co., Ltd.
15	GC Pharma	30	Dong-A ST
16	OLYMPUS KOREA	31	GEMA Healthcare

# PARTNERS & SPONSORS

The Society of Gastrointestinal Intervention (SGI) wishes to acknowledge and thank the following companies for their support.

## Platinum



## Sliver



## Bronze



## Supported by

